

CONCRETE COLOR

SELECTOR



**Davis Colors:** *Setting the Standard for Concrete Colors.*





# Colors for Concrete

*Davis Colors™ mix into any concrete, transforming it into a new design feature for building and paving projects or to enhance appearance around the home. Davis Colors™ are strong, durable and last as long as the concrete. Installation is cleaner and easier than*

*toppings, stains or coatings and requires less labor. There are bold and intense premium colors, standard colors that make an attractive upgrade for any project, and*

*This pdf color card is just for ideas. If you choose a color by viewing this on your PC or from a printout of the pdf file, your colored concrete may be a big surprise. Please make your selection from our printed color card, hard samples or job site test.*



**SANDSTONE**  
0.75 LB 5237



**CANYON**  
0.5 LB 160



**SANTA FE**  
0.75 LB 1117



**MOCHA**  
1 LB 6058




**RUSTIC BROWN**  
2 LBS 6058




**PEBBLE**  
0.5 LB 641



**DUNE**  
0.5 LB 6058



**OUTBACK**  
0.5 LB 677



**SEQUOIA SAND**  
1 LB 641



**YOSEMITE BROWN**  
2 LBS 641

**Color name,  
number and  
dose-rate to  
mix with each  
94 lb. sack  
of cement.**

*(Dry dose rates shown,  
liquid dose rates higher)*



**SILVERSMOKE**  
0.25 LB 8084 \* or 1.25 LBS 860



**LIGHT GRAY**  
0.5 LB 8084 \* or 2.5 LBS 860



**OMAHA TAN**  
1 LB 5084



**HARVEST GOLD**  
2 LBS 5084



**← Concrete Base Color**

*The natural base color of concrete, finishing and curing method determines final color. This card simulates lab samples made with a light broom finish from Type II gray cement, sand and water at 0.56 water/cement ratio for a 4" slump (see uncolored reference at left). Different cements, sand, rock, mixing and job-site conditions and contractor technique can alter color from this card. Concrete is produced from natural materials. Surface variation common to uncolored concrete can impact colored concrete.*



**DARK GRAY**  
1 LB 8084 \* or 5 LBS 860



**BAYOU**  
1 LB 6130



**COCOA**  
2 LBS 6130

**\* Caution: 8084 is not compatible with air-entraining admixtures. See back page for more information.**



*low-cost subtle shades that add a hint of color to gray concrete. As the leading producer of colors for concrete since 1952, we offer the widest spectrum available.*

*This pdf color card is just for ideas. If you choose a color by viewing this on your PC or from a printout of the pdf file, your colored concrete may be a big surprise. Please make your selection from our printed color card, hard samples or job site test.*



**SANGRIA**  
1.5 LBS 1117



**TILE RED**  
3 LBS 1117



**BRICK RED**  
4 LBS 160



**SAN DIEGO BUFF**  
1.5 LBS 5237



**SUNSET ROSE**  
1 LB 160



**BAJA RED**  
2 LBS 160



**TERRA COTTA**  
4 LBS 10134



**SPANISH GOLD**  
3 LBS 5084




**SOUTHERN BLUSH**  
1 LB 10134



**SALMON**  
2 LBS 10134



**MESA BUFF**  
2 LBS 5447



**PALOMINO**  
3 LBS 5447



**FLAGSTONE BROWN**  
3 LBS 641



**MESQUITE**  
1 LB 677



**TAUPE**  
2 LBS 677



**SIERRA**  
2 LBS 61078



**ADOBE**  
4 LBS 61078




**KAILUA**  
4 LBS 677



**PEWTER**  
1 LB 860



**COBBLESTONE**  
2 LBS 860



**GRAPHITE**  
2 LBS 8084 \*



**WILLOW GREEN**  
3 LBS 5376



**GREEN SLATE**  
3 LBS 3685



# MIX-IN COLORS FOR CONCRETE

**Uses:** Davis Colors are used in cast-in-place, slab-on-grade, precast, tilt-up and decorative concrete; shotcrete, mortar, concrete masonry units, pavers, retaining wall units and roof tile. They can also be used to color cast stone, plaster, stucco and other cement-based construction materials. Designed for mix-in use only, they should not be sprinkled or dusted onto the concrete surface.

**Ingredients:** Pure, concentrated pigments made of high-quality metal oxides recycled from iron or refined from the earth and specially processed for mixing into concrete. Davis Colors comply with ASTM C979 *Pigments for Integrally Colored Concrete*. They are lightfast, alkali-resistant, weather-resistant, durable and long-lasting like concrete. Davis Colors are available in a wide spectrum of standard colors and can be custom formulated to match design requirements. ★ Unlike other Davis Colors, Supra-Instant® black #8084 is a specially treated carbon black. Carbon black is the highest in tint strength and the most economical, but can fade if concrete is not sealed against water penetration. Sealing and periodic re-sealing can minimize this effect.

**Packaging:** Concrete suppliers use our Mix-Ready® disintegrating bags or Chameleon® bulk handling system. The Chameleon® is a computer-controlled automatic color dosing system used by concrete producers. Mix-Ready® bags are tossed into the mix without opening or pouring. They disintegrate under mixing action, releasing pigments to disperse uniformly leaving no bags to litter the environment.

**Installation:** Integrally colored concrete is installed the same way as high quality uncolored concrete. Choose a color on the inside of this color card and specify it by name and color number. Create a custom color by varying the amount of color added to the mix. Confirm desired color with a fully-cured job-site test panel. Dry color dose rates range from 1/2 to 7 lbs. per 94 lbs. of cement content and should never exceed 10% of cement content. (Liquid dose rates are higher). Cement content includes portland cement, fly ash, silica fume, lime and other cementitious materials but does not include aggregate or sand. Davis Colors have been used successfully in a wide variety of mix designs and are compatible with commercially available admixtures. The only known incompatibility is with calcium chloride set accelerator which causes blotching and discoloration. ★ Supra-Instant® black #8084 reduces or negates the effect of air-entraining admixtures.

**Finishes:** Paving and floors can be finished with pattern-stamped, broomed, troweled, exposed aggregate, salt-finished, sand-blasted, diamond-polishing or many other visually appealing textures. Cast-in-place, precast and tilt-up structures can be textured with sand-blasting, bushhammering, grinding, polishing, special forms or form liners. The combinations and possibilities are endless. Here are just a few:



Exposed Aggregate



Light Broom (wavy)



Stamped/Patterned



Salt Finish



Sand Blasted



Form Liner

**Curing & Sealing:** W-1000 Clear™ is a non-clouding, spray-on cure and sealer that meets or exceeds ASTM C309 standards and is specially formulated for colored concrete and exposed aggregate finishes. Other curing methods, such as water curing or plastic sheets cause discoloration. Color Seal™ is an optional, thin-film sealer that's tinted to match the shades on this Color Selector. When applied over colored concrete or the W-1000 Clear™, it provides a more uniform appearance.

**Quality Tips:** For best results; materials, curing, weather conditions and workmanship should be uniform throughout a project. Quality starts with the concrete mix; use a low water-content, high-performance mix design. When planning a project, budget for craftsmanship.

**Consumer Advice:** Contractors are independently owned and operated without affiliation to Davis Colors. Choose a licensed and qualified contractor who provides written information and example projects you can see before you buy. Check the yellow pages, ask your local ready mix or building material dealer or visit [www.concreteconnection.com](http://www.concreteconnection.com) to find contractors who specialize in colored concrete.

**Specify Davis:** Choose a color from this color selector and specify it by name and color number. Add color call-out to plan documents or specifications. For complete architectural and guide spec information, visit our web site, refer to our architectural binder, call, fax or write. Our guide specifications can be found in SweetSource®, Spec-Data®, ARCAT/Spec-Disk® or at [www.daviscolors.com/specs](http://www.daviscolors.com/specs).

For samples or additional information contact:



Tel: 800-356-4848

Fax: 323-269-1053

[www.daviscolors.com](http://www.daviscolors.com)

## Mixing Guide:

Use the same pigment-to-cement ratio, type and brand of cement and aggregates throughout project. Changes in cement and aggregate color affect final color.

Keep slump less than 5" (12.5 cm) and water content consistent. High water content causes concrete to appear pale or "faded". If higher slump is required, use a water reducing admixture instead of added water.

Calcium Chloride set-accelerator causes discoloration; Do not use with color.

Specify air content of 5% to 7% for improved workability and long term durability in freeze/thaw climates.

Schedule loads for consistent mix times. Deliver and discharge in less than 1-1/2 hours. Clean mixer thoroughly between color change-overs.

Confirm color number and weight in Mix-Ready® bag (or combination of bags) is the same required by mix design.

Wet mixer with 1/2 to 2/3 total batch water. Toss in Mix-Ready® bags and mix at charging speed for at least one minute. Add cement, aggregate and remaining batch water. Continue mixing at charging speed for at least 5 minutes (7 minutes for pea-gravel mixes).

Notice: In mixes with small aggregate or batches with short mixing duration, Mix-Ready® bags may not completely disintegrate. In sand-blasted or exposed aggregate finishes, use small bag sizes (15 lbs. maximum) or open bag and pour color normally.

The Chameleon® is a computer-controlled color dosing system for Ready Mix operators exclusively from Davis. It improves color accuracy and availability. Chameleon® dose rates differ from the rates on front of this card. For more information, go to [www.daviscolors.com/chameleon](http://www.daviscolors.com/chameleon).

## Contractor's Guide:

Prepare a well-drained subgrade. Add a 2 to 3 inch (50 to 75 mm) layer of sand, gravel or crushed stone. Uniformly compact the subgrade and moisten evenly, leaving no puddles, standing water, ice, frost, or muddy areas.

If vapor barrier is used, overlap sheets and tape over holes in barrier. Place a 3" (75mm) layer of granular self-draining compactible fill over the barrier to minimize shrinkage cracking.

Position forms for uniform slab thickness. Follow American Concrete Institute standards for reinforcement and joint placement to control cracking.

Allow ample time and manpower for placement and finish work. Finish evenly and with care.

Begin troweling after bleed water evaporates. Late or hard troweling and edging causes "burns" or dark spots.

Water added at job-site to mixer or pumps will cause color to pale. Keep additions to a minimum and consistent among loads. Don't wet finishing tools or brooms or sprinkle water on the surface.

Do not sprinkle pigment or cement onto the surface.

Rotary, dry-broom, pattern stamped or rough finishes usually cure more even-colored than smooth-troweled finishes.

Uneven curing=uneven drying=uneven color. Cure colored concrete with Davis W-1000 Clear™ cure and seal. (info at: [www.daviscolors.com/literature](http://www.daviscolors.com/literature))

Do not use plastic sheets, water curing or curing products which discolor. Wood and other objects left on curing concrete cause discoloration.

Efflorescence is a white powdery substance that appears on concrete surfaces. A result of water evaporation, it is more noticeable on colored surfaces making them look faded or lighter in color when not cleaned off. Proper curing and protection against water penetration reduces tendency for efflorescence to occur. Remove with detergent or mild-acid cleaners formulated to remove efflorescence. Follow cleaner instructions and test in a small area to make sure cleaner will not etch or discolor the surface. Wear rubber gloves and eye protection.

Because the conditions of use and application of our products are beyond our control, DAVIS COLORS MAKES NO WARRANTY OF MERCHANTABILITY OR FITNESS FOR ANY PARTICULAR PURPOSE and expressly disclaims liability for consequential or incidental damages whether based on warranty or negligence. Buyer's sole remedy shall be refund of color purchase price from point of purchase.

©2014 Davis Colors all rights reserved. Chameleon®, Mix-Ready® and Supra-Instant® are registered trademarks of Davis Colors. Printed in U.S.A. 1/2014